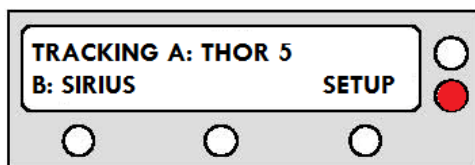
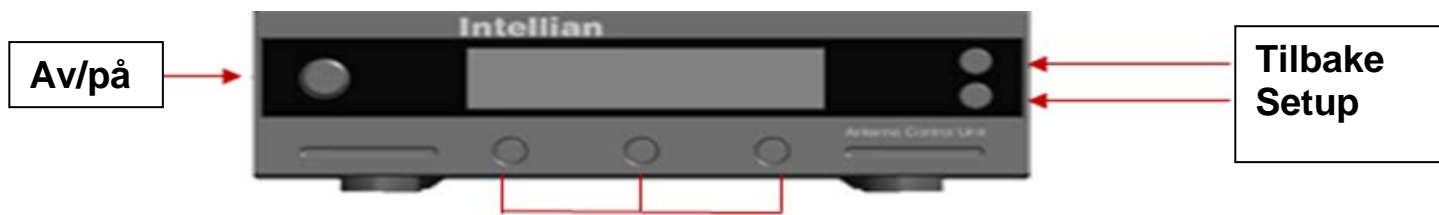
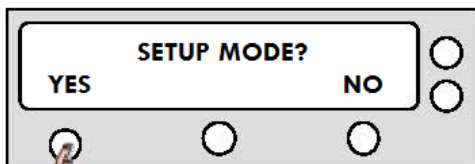




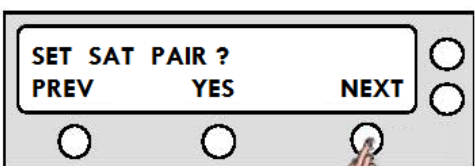
Versjonskontroll Intellian Satellitt antenner



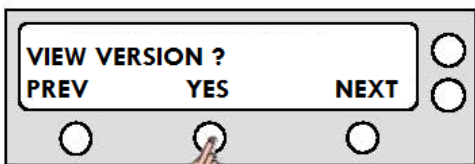
1. Trykk Setup.



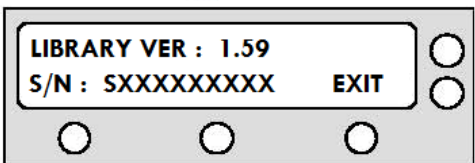
2. Trykk YES.



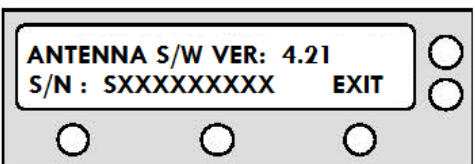
3. Trykk NEXT x 7 ganger.



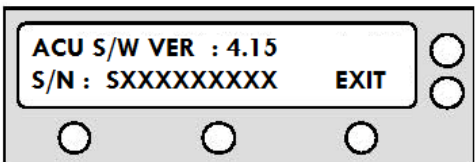
4. Trykk YES.



5. Skjermen vil veksle mellom de tre neste skjermbildene.



Velg EXIT når du har notert nødvendige versjonsnummer.



B2= Library 1.x
B3= Library 3.x / 4.x
B4= Library 3.x / 4.x

B1 = DVB S
B2/B3 = DVB S & DVB S2